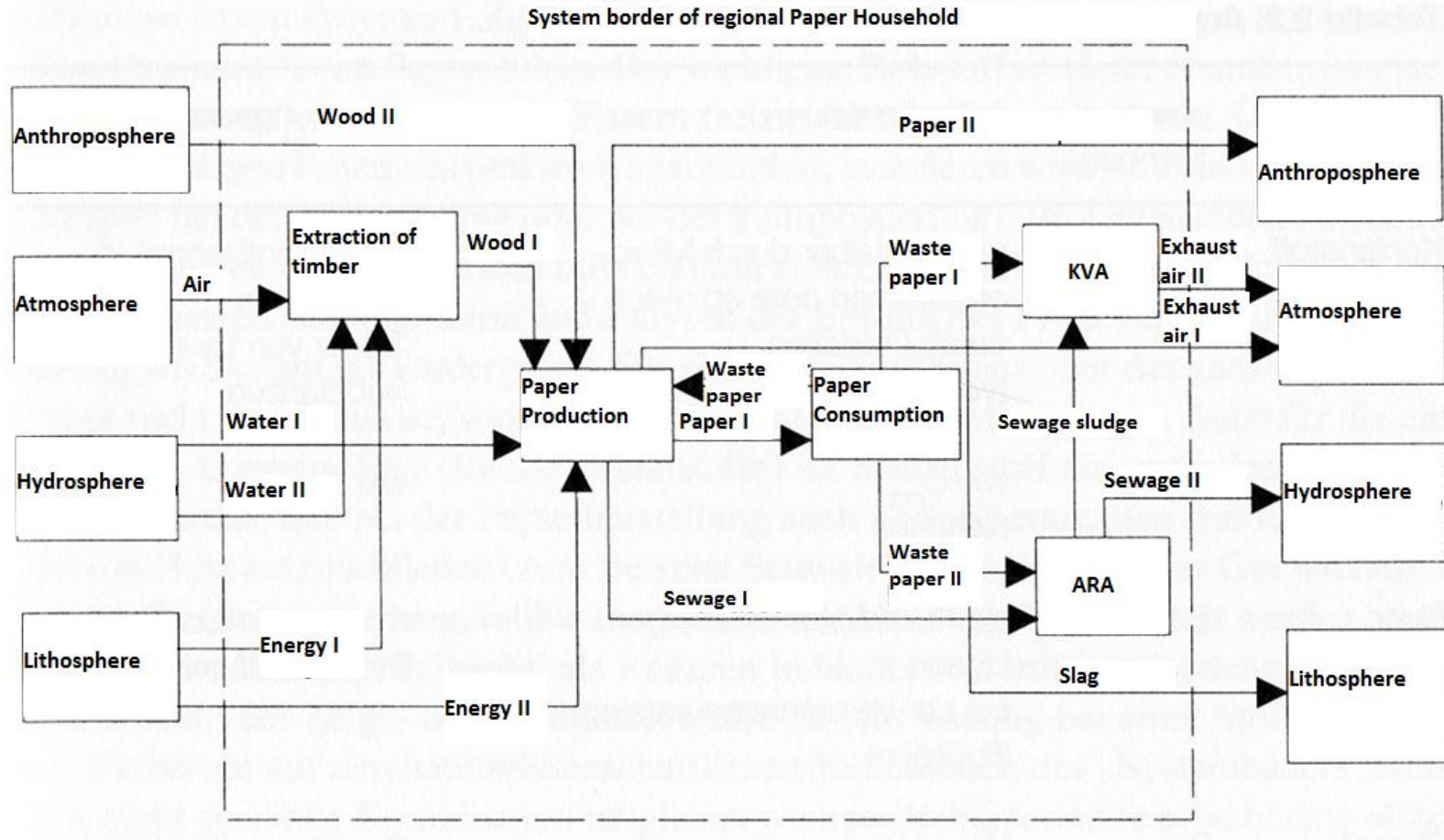


Example: System of regional Paper Household



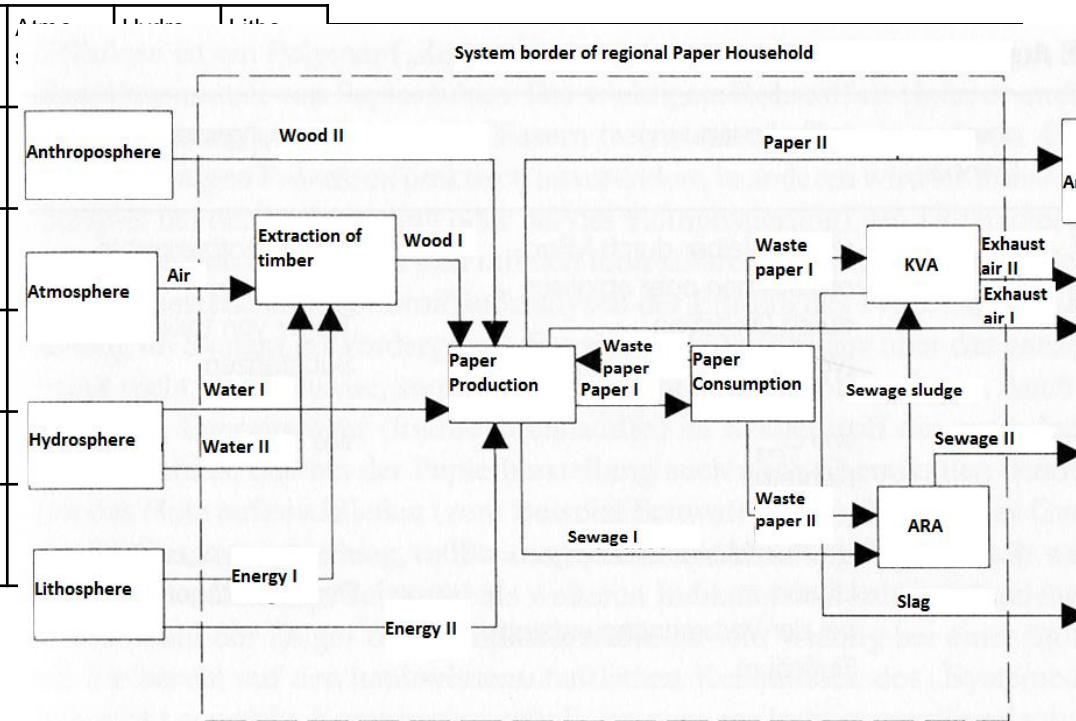
TECHNISCHE
UNIVERSITÄT
DARMSTADT



Baccini:
Regionaler
Stoffhaushalt

Material Flow Matrix of regional Paper Household

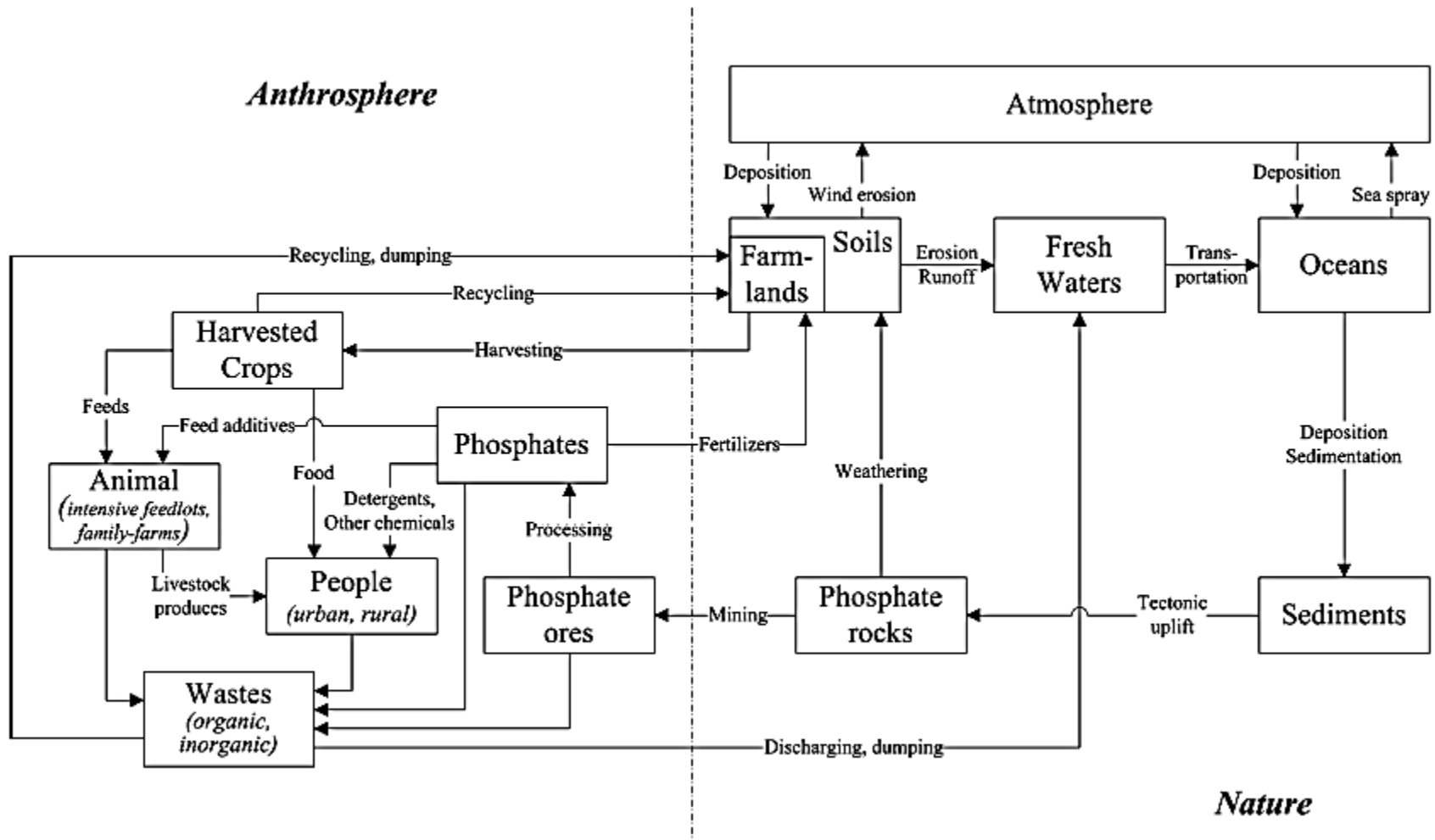
	Extraction of timber	Paper Production	Paper Consumption	KVA	ARA	Anthroposphere
Extraction of timber	0	Wood I	0	0	0	0
Paper Production	0	0	Paper I	0	Sewage I	Paper II
Paper Consumption	0	Waste paper	0	Waste paper I	Waste paper II	0
KVA	0	0	0	0	0	0
ARA	0	0	0	Sewage sludge	0	0
Anthroposphere	0	Wood II	0	0	0	
Atmosphere	Air	0	0	0	0	
Hydrosphere	Water II	Water I	0	0	0	
Lithosphere	Energy I	Energy II	0	0	0	



Baccini:
Regionaler
Stoffhaushalt

2.2 Schematic diagram of the material matrix for the system „regional paper household“

Global Phosphorus Flows



Material Flow Matrix of Global Phosphorus Flows

	Harvested Crops	Animal	People	Phosphates	Phosphate ores	Wastes	Farmlands	Atmosphere	Hydrosphere Fresh Waters	Lithosphere Phosphate rocks					
Harvested Crops															
Animal															
People															
Phosphates															
Phosphate ores															
Wastes															Discharging, dumping
Farmlands														Wind erosion	Erosion, Runoff
Atmosphere														Deposition	
Hydrosphere Fresh Waters															
Lithosphere Phosphate rocks					Mining		Weathering								

Material Flow Matrix of Global Phosphorus Flows

	Harvested Crops	Animal	People	Phosphates	Phosphate ores	Wastes	Farmlands	Atmosphere	Hydrosphere Fresh Waters	Lithosphere Phosphate rocks
Harvested Crops		Feeds	Food				Recycling			
Animal			Livestock produces			Wastes Animal				
People						Wastes People				
Phosphates		Feed additives	Detergents, Other chemicals			Wastes Phosphates	Fertilizers			
Phosphate ores				Processing		Wastes Phosphate ores				
Wastes							Recycling, dumping		Discharging, dumping	
Farmlands	Harvesting							Wind erosion	Erosion, Runoff	
Atmosphere							Deposition			
Hydrosphere Fresh Waters										
Lithosphere Phosphate rocks					Mining		Weathering			